



# Epidemiology of COVID-19 in Ireland

Report prepared by HPSC on 06/04/2020 for NPHE

**Note: Data are provisional**

## Summary

This report includes data as of 6<sup>th</sup> April 2020 11:25 for events created on CIDR up to midnight Saturday 4<sup>th</sup> April 2020.

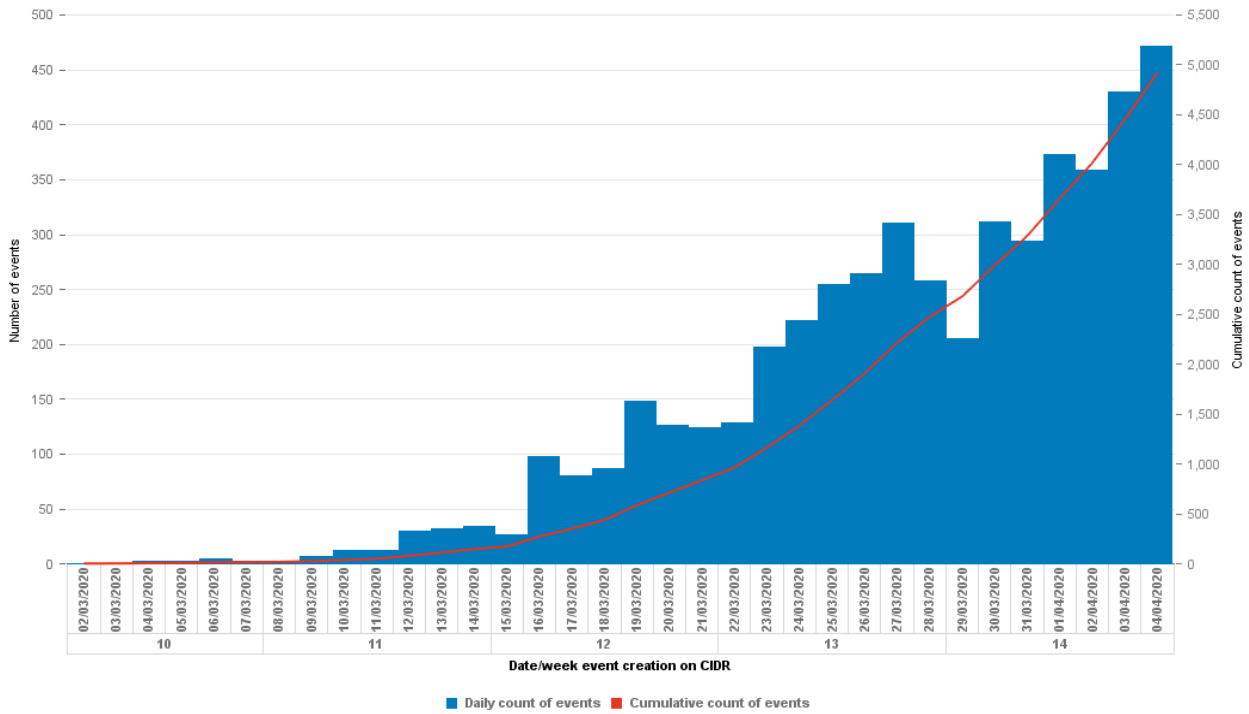
Characteristic	Number	%
Total number of confirmed cases	4916	
Number of new cases April 4 <sup>th</sup>	473	0.0
Total number hospitalised	1265	25.7
Total number admitted to ICU	169	3.4
Total number of deaths	167	3.4
Total number of outbreaks/clusters	260	-
Total number cases associated with clusters	989	20.1
Total number of imported cases	321	6.5
Number of cases in Healthcare workers	1263	25.7
Median age (years)	49	-
Age range (years)	0 - 99	-

## Confirmed cases

In total, 4,916 confirmed cases of COVID-19 were notified in Ireland **before midnight April 4<sup>th</sup> 2020**, with the first cases reported in Week 10 2020, week ending 07/03/2020 (Figure 1).

## Outbreaks/Clusters

Two hundred and sixty outbreaks/clusters of COVID-19 were notified on CIDR **before midnight April 4<sup>th</sup> 2020**.



**Figure 1: Number and cumulative number of confirmed COVID-19 cases notified in Ireland to midnight April 4<sup>th</sup> 2020**

Data source: CIDR as of 06/04/2020 11:25

**Table 1: Characteristics of confirmed COVID-19 cases notified as of midnight April 4<sup>th</sup> 2020, Ireland**

Characteristic	Number of cases	%
<b>Total</b>	4916	100
<b>Sex</b>		
Female	2633	53.6
Male	2235	45.5
Unknown	48	1.0
<b>Age group (years)</b>		
<1	11	0.2
1-4	13	0.3
5-14	36	0.7
15-24	287	5.8
25-34	820	16.7
35-44	902	18.3
45-54	907	18.4
55-64	697	14.2
65+	1229	25.0
Unknown	14	0.3
<b>HSE area</b>		
HSE East	3009	61.2
HSE Midlands	219	4.5
HSE Mid-West	288	5.9
HSE North-East	373	7.6
HSE North-West	145	2.9
HSE South-East	194	3.9
HSE South	451	9.2
HSE West	237	4.8

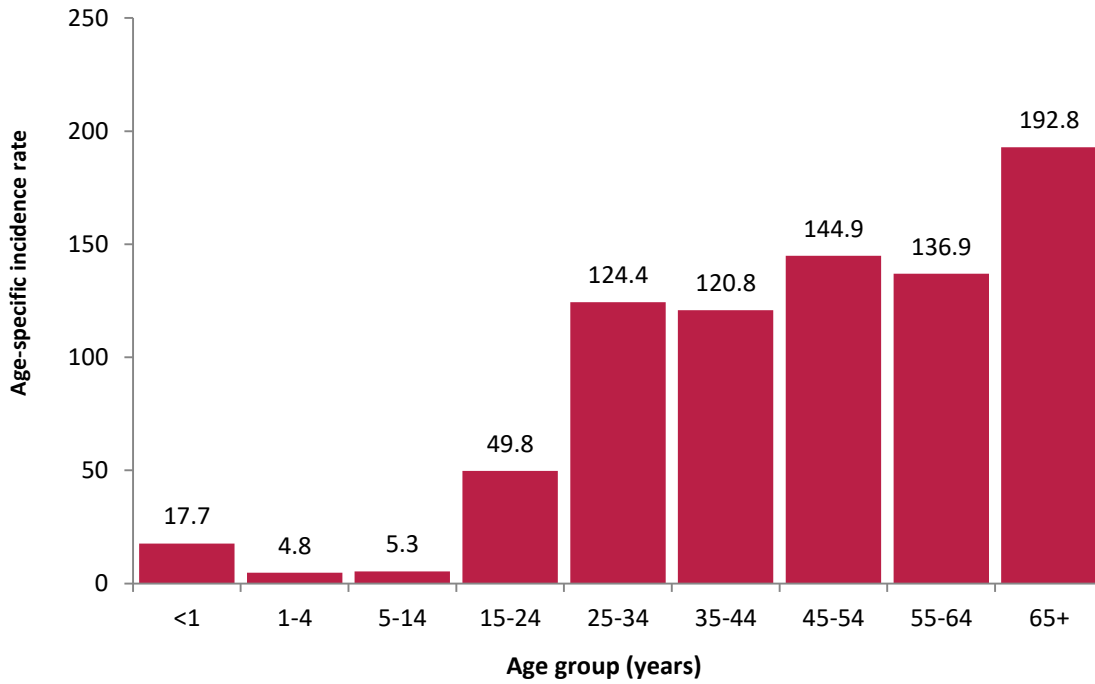
Data source: CIDR as of 06/04/2020 11:25

**Table 2: Country of Infection of confirmed COVID-19 cases notified as of midnight April 4<sup>th</sup> 2020, Ireland**

Country of infection	Number of cases	%
Algeria	1	0
Andorra	4	0.1
Argentina	1	0
Austria	52	1.1
Brazil	1	0
Bulgaria	3	0.1
Czech Republic	1	0
Denmark	2	0
Ecuador	1	0
Finland	1	0
France	24	0.5
Germany	2	0
Hungary	1	0
Indonesia	1	0
Ireland	3074	62.5
Isle of Man	1	0
Italy	61	1.2
Japan	1	0
Kazakhstan	1	0
Netherlands	5	0.1
Philippines	3	0.1
Poland	1	0
Portugal	2	0
Singapore	2	0
Spain	35	0.7
Sri Lanka	1	0
Sweden	1	0
Switzerland	7	0.1
Thailand	1	0
United kingdom	90	1.8
United states	14	0.3
Unknown	1521	30.9
<b>Total</b>	<b>4916</b>	<b>100</b>

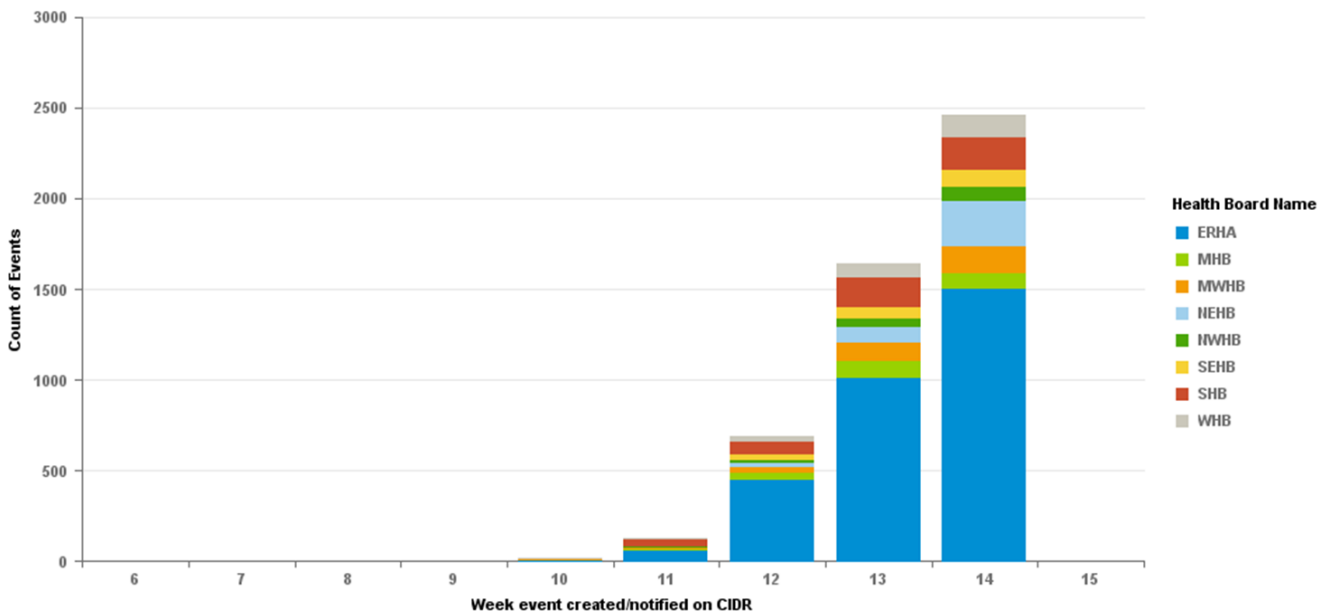
Data source: CIDR as of 06/04/2020 11:25

**Note: Data are provisional**



**Figure 2: Age-specific incidence rates of confirmed cases of COVID-19 notified to midnight April 4<sup>th</sup> 2020, Ireland**

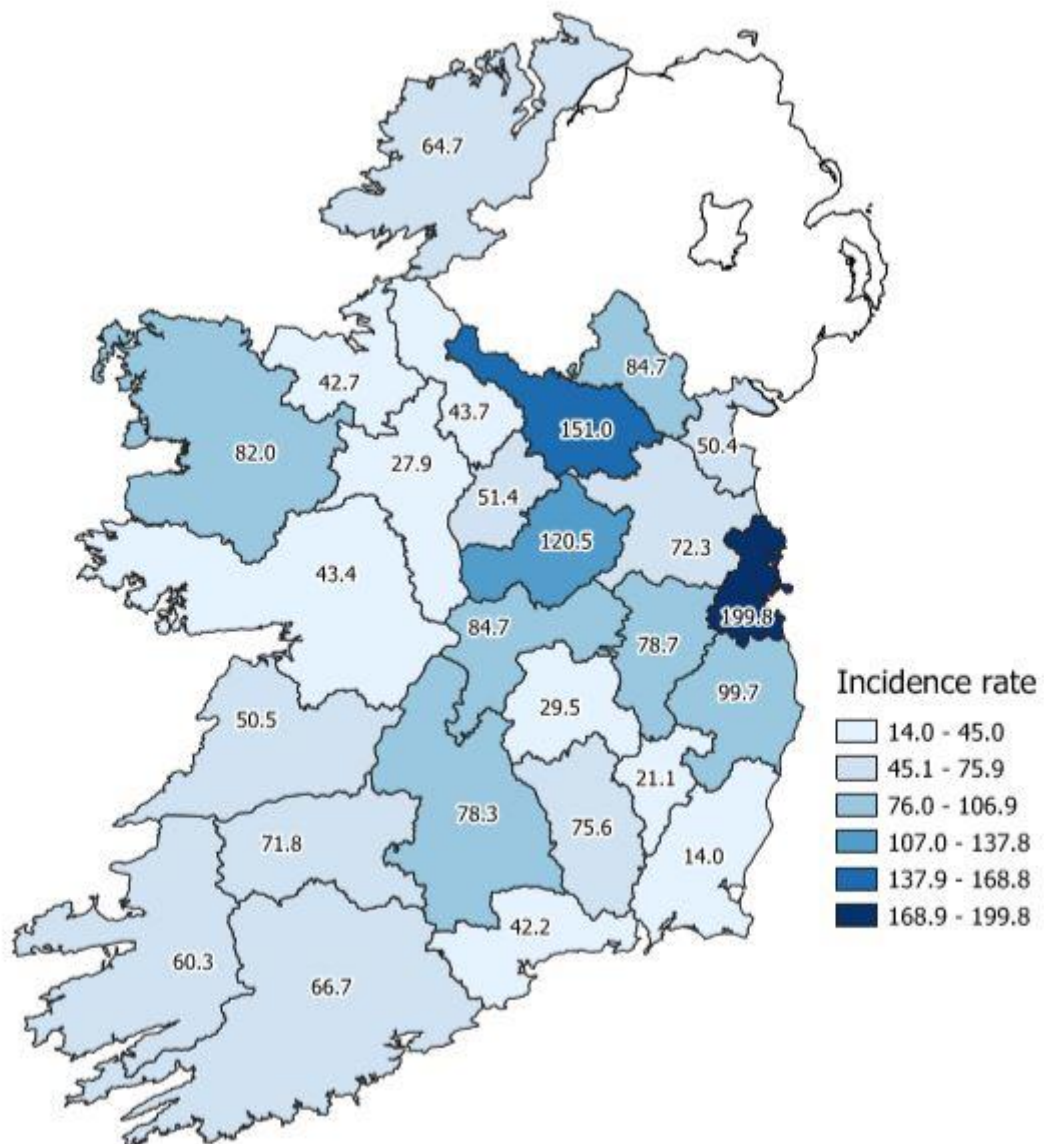
Data source: CIDR as of 06/04/2020 11:25, rates are calculated using the 2016 census ([www.cso.ie](http://www.cso.ie))



**Figure 3: Confirmed cases of COVID-19 notified to midnight April 4<sup>th</sup> 2020, by HSE Area and week of notification**

Data source: CIDR as of 06/04/2020 11:25

**Note: Data are provisional**



**Figure 4:** Cumulative incidence rates per 100,000 population of confirmed cases of COVID-19 notified to midnight April 4<sup>th</sup> 2020 by county, Ireland

Data source: CIDR as of 06/04/2020 11:25, rates are calculated using the 2016 census ([www.cso.ie](http://www.cso.ie))

**Table 3: Number of confirmed cases of COVID-19 notified to midnight April 4<sup>th</sup> 2020 by county**

County Name	Number of cases	%
Carlow	12	0.2
Cavan	115	2.3
Clare	60	1.2
Cork	362	7.4
Donegal	103	2.1
Dublin	2692	54.8
Galway	112	2.3
Kerry	89	1.8
Kildare	175	3.6
Kilkenny	75	1.5
Laois	25	0.5
Leitrim	14	0.3
Limerick	140	2.8
Longford	21	0.4
Louth	65	1.3
Mayo	107	2.2
Meath	141	2.9
Monaghan	52	1.1
Offaly	66	1.3
Roscommon	18	0.4
Sligo	28	0.6
Tipperary	125	2.5
Waterford	49	1.0
Westmeath	107	2.2
Wexford	21	0.4
Wicklow	142	2.9
<b>Total</b>	<b>4916</b>	<b>100</b>

Data source: CIDR as of 06/04/2020 11:25

**Table 4: Number of confirmed COVID-19 cases notified to midnight April 4<sup>th</sup> 2020 by transmission classification, Ireland**

Transmission classification*	Number of cases	%
Community transmission	1028	20.9
Possible community transmission	1222	24.9
Local transmission	765	15.6
Possible local transmission	31	0.6
Travel abroad	321	6.5
Possible travel abroad	89	1.8
Unknown	1460	29.7
<b>Total</b>	<b>4916</b>	<b>100</b>

\*Transmission classification is based on country of infection and enhanced exposure data (international travel; close contact of a case) recorded in CIDR. The World Health Organization's (WHO) Definition of transmission classification is outlined in Appendix 1. Data source: CIDR as of 06/04/2020 11:25

**Note: Data are provisional**

**Table 5: Number of confirmed cases of COVID-19 notified to midnight April 4<sup>th</sup> 2020 by age group and hospital, ICU and vital status, Ireland**

Age group (years)	Number of cases (n)	Cases hospitalised (n)	Cases hospitalised (%)	Cases admitted to ICU (n)	Cases admitted to ICU (%)	Number of cases that died (n)	Case that died (%)
<5	24	3	0.2		0.6	0	0
5 - 14	36	7	0.6	1	0.0	0	0
15-24	287	35	2.8	1	0.6	0	0
25-34	820	93	7.4	7	4.1	2	1.2
35-44	902	111	8.8	9	5.3	1	0.6
45-54	907	188	14.9	42	24.9	4	2.4
55-64	697	191	15.1	43	25.4	7	4.2
65+	1229	635	50.2	66	39.1	153	91.6
Unknown	14	2	0.2	0	0	0	0
<b>Total</b>	<b>4916</b>	<b>1265</b>	<b>100</b>	<b>169</b>	<b>100</b>	<b>167</b>	<b>100</b>

Data source: CIDR as of 06/04/2020 11:25

Of the 4,916 laboratory confirmed cases of COVID-19, 167 had died, giving a case fatality rate of 3.4%. Thirteen percent of hospitalized cases were admitted to ICU.

**Table 6: Number of confirmed cases of COVID-19 notified to midnight April 4<sup>th</sup> 2020 in healthcare workers by HSE-area and travel status**

HSE area	Foreign travel	No foreign travel	Not specified	Total
HSE East	49	651	25	725
HSE Midlands	4	42	15	61
HSE Mid-West	10	39	25	74
HSE North-East	2	15	24	41
HSE North-West	6	18	11	35
HSE South-East	5	3	63	71
HSE South	19	80	51	150
HSE West	7	69	30	106
<b>Total</b>	<b>102</b>	<b>917</b>	<b>244</b>	<b>1263</b>

Data source: CIDR as of 06/04/2020 11:25

Of the 1,263 cases who were healthcare workers, 73% had no history of foreign travel in the 14 days prior to onset of symptoms.

**Note: Data are provisional**



**Table 7: Number of clusters/outbreaks COVID-19 notified to midnight April 4<sup>th</sup> 2020 by location and HSE-area**

Outbreak Location	E	M	MW	NE	NW	SE	S	W	Total	%
Nursing home	44	2	3	1	3	1	3	10	67	25.8
Hospital	27	2		4	1	2	6	3	45	17.3
Private house	2	2		3	4	6	6	15	38	14.6
Residential institution	21	1		2	1		4	3	32	12.3
Travel related		3	4	4	2	1	5	2	21	8.1
Comm. Hosp/Long-stay unit	4	3			2	1	3	3	16	6.2
Extended family	2		1		2	3	2		10	3.8
Workplace	1					2	2	1	6	2.3
Community outbreak		2	1	1					4	1.5
Public house		1					1		2	0.8
Hotel							1		1	0.4
Other			2	13			1	1	17	6.5
Not Specified	1								1	0.4
<b>Total</b>	<b>102</b>	<b>16</b>	<b>11</b>	<b>28</b>	<b>15</b>	<b>16</b>	<b>34</b>	<b>38</b>	<b>260</b>	<b>100</b>

Data source: CIDR as of 06/04/2020 11:25

## Acknowledgements

Sincere thanks are extended to all those who participated in the collection and reporting of data used in this report. This includes the notifying clinicians and staff in laboratories and Departments of Public Health.

**Report prepared by Epi Team, HPSC**

## Appendix 1: World Health Organization's (WHO) Definition of transmission classification

WHO definition of transmission classification is specified below:

- Community transmission is evidenced by the inability to relate confirmed cases through chains of transmission for a large number of cases, or by increasing positive tests through routine screening of sentinel samples.
- Local transmission indicates locations where the source of infection is within the reporting location.
- Imported cases only indicate locations where all cases have been acquired outside the location of reporting.

Unknown: Transmission is classified as 'unknown' due to incomplete data on CIDR.